Power Relay Series 功率继电器系列--JYT92F

FEATURES特点

- Up to 30A contact seitching capability
  高达30A触点切换能力
- 2.5kV dielectris strength(between coil and contacts)
  线圈与触点间介质耐压2. 5kV
- sealed types and opened types
  可提供密封型或敞开型
- Overall dimensions (31.8x27.4x19.8) mm.
  外形尺寸（31.8x27.4x19.8）mm。

CONTACT PARAMETERS触点参数

Contact Form触点形式	A-1组常开 B-1组常闭 C-1组转换
Rating Load(Resistive)额定负载	30A 250VAC/30VDC
Max. Switching Current最大切换电流	30A
Max.Switching Voltage最大切换电压	250VAC
Max.Switching Power最大切换功率	7500VA/900W

CHARACTERISTICS性能参数

Contact Materials触点材料	Ag Alloy银合金	
Contact Resistance接触电阻	100mΩ Max	
Operate Time吸合时间	15ms. Max	
Release Time释放时间	10ms. Max	
Insulation Resistance绝缘电阻	100MΩ Min.(DC500V)	
Initial Dielectric Strength介质耐压	between open contacts: 触点与触点间：	AC1,500V,50/60Hz 1Min
	between contacts and coil: 触点与线圈间：	AC2,500V,50/60Hz 1Min
Vibration Resistance抗振动	Damage limits: 耐久：	10～55Hz Double Amplitude双振幅1.5mm
	Malfunction: 误动作：	10～55Hz Double Amplitude双振幅1.5mm
Shock Resistance抗冲击	Damage limits: 耐久：	100G Min
	Malfunction: 误动作：	10G Min
Life寿命	Mechanical Life (10800 per hour) 机械寿命（每小时10800次）	1×10^7
	Electrical Life (600 per hour) 电气寿命（每小时600次）	1×10^5
Ambient Temperature环境温度	-40℃～+85℃（No condensation）（不冷凝）	
Unit Weight单位重量	约Approx.27.0g	

COIL RATINGS（at23°C） 线圈参数（在23°C）

Coil Nominal Voltage 额定电压（VDC）	Nominal Current 额定电流 ±10%(mA)	Coil Resistance 线圈电阻 ±10%（Ω）	Max. Continuous Voltage 最大连续外加电压	Pick-Up Voltage 吸合电压（Max）	Drop-Out Voltage 释放电压 (Min)	Rated power 额定功率
5	180.00	27	Coil Nominal Voltage 130% 额定电压的 130%	Coil Nominal Voltage 75% 额定电压的 75%	Coil Nominal Voltage 10% 额定电压的 10%	About 0.90W 约0. 90W
6	150.00	40				
9	100.00	90				
12	75.00	160				
15	60.00	250				
18	50.00	360				
24	37.50	640				
48	18.75	2,560				
110	8.20	13,400				

ORDERING INFORMATION订货标记

JYT92F-S-DC12V-A-(XXX)
1 2 3 4 5

1.Model Number基本型号JYT92F

2.Encapsulation form:S-Plastic Sealed SH:Fluk proofed
封装形式：S-塑封型 SH-防焊剂型

3.Coil Voltage线圈规格：
DC5V,DC6V,DC9V,DC12V,DC15V,DC18V,DC24V,
DC48V,DC110V

4.Contact form: A-1Form A，B-1Form B，C-1Form C
触点形式：1组常开，1组常闭
1组转换

5.Customer Special Code :XXX-Customer Special Requirements
No - Standard Type
客户特性号：XXX-客户特殊要求， 无-标准型

SAFETY STANDARD安规认证

AuthType Basic认证类别	CQC	TUV	UL/C__UL
Authentication Load 认证负载	30A 250VAC	30A 250VAC	30A 250VAC

OUTLINE DIMENSIONS (UNIT:mm)外形尺寸（单位：mm）

External Chart
外形图

Normalized form
标准型

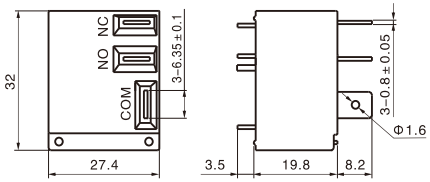

New Architecture Type
新架构型

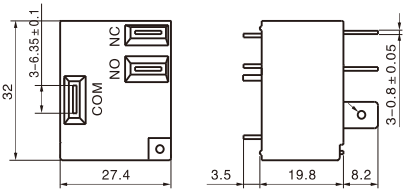

Undimensioned tolerance: <1mm: ±0.2mm 1~5mm: ±0.3mm >5mm: ±0.4mm
未标注尺寸公差：<1mm：±0.2mm 1~5mm：±0.3mm >5mm：±0.4mm

Note: 1.The size of the lead foot is pre welding dimension.
2.installation hole size tolerance: + 0.1mm

注：1、引出脚尺寸为预焊前尺寸
2、安装孔尺寸公差：±0. 1mm

Wiring diagram
接线图

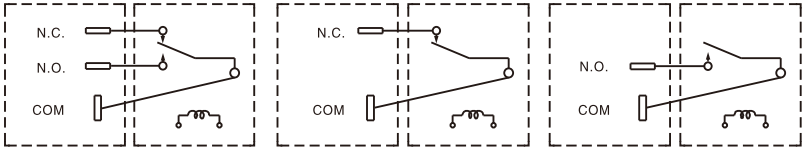

(Top View) (Bottom View) (Top View) (Bottom View) (Top View) (Bottom View)
（顶视图）（底视图）（顶视图）（底视图）（顶视图）（底视图）

Mounting hole size
(bottom view)
安装孔尺寸
（底视图）

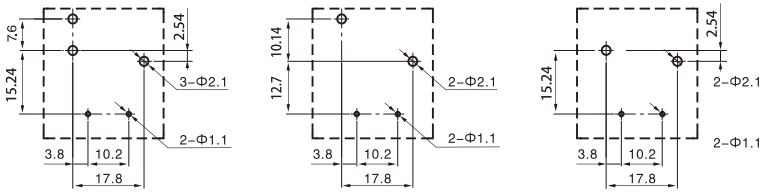

1c 1b 1a

TYPICAL USE典型用途

- Motor control, industrial control, power supply.
- 马达控制, 工业控制，电源

PERFORMANCE CHART性能曲线图

Coil temperature rise
线圈温升

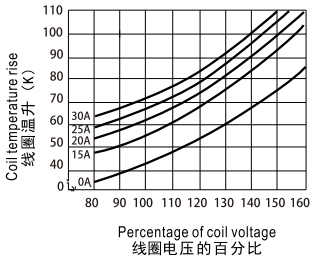

Max. operating power
最大切换功率

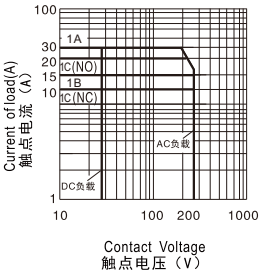
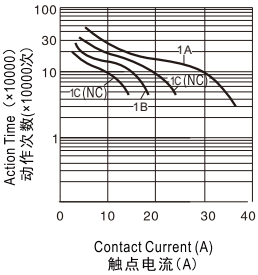
Life Curve
寿命曲线